

January 2022
Spooky2 Team



Spooky2 Scalar Harmony Instructions

A New Way of Enjoying Music



Our Mission:

To eliminate illnesses and needless suffering.

Our Vision:

We aim to empower people to take control of their own health and live long, healthy, fulfilling lives with happiness and joy.

Our Value:

We value love, compassion and honesty over profit.



Table of Contents

Brief Overview	2
Parcel Contents	4
Main Structure	5
Recommendations and Cautions	7
How to Use Spooky2 Scalar Harmony	9
Legal Notice and Disclaimer	21

Brief Overview

As a brand-new accessory for the scalar system, Spooky2 Scalar Harmony introduces an innovative way of receiving healing audio frequencies. With Scalar Harmony, you can now receive soothing musical tones and meditative beats via scalar energy for a more refreshing experience.

Scalar Harmony raises the bar for frequency applications. Until now, only individual frequencies could be applied using the modulation port. However, with the magic of Scalar Harmony, multiple frequencies can blend together in harmony within the

scalar field. Every cell of your body can experience the natural healing energy of silent audio being broadcast by Scalar Harmony.

Parcel Contents



Spooky2 Scalar Harmony x 1



Multiple-input Audio Cable x 1



Locating Button
(with sticker) x 1




Button Template
(for assisting a precise placement
of the locating button) x 1



User Manual x 1

Main Structure



Recommendations and Cautions

1. We do not recommend sharing the Scalar field with anyone with a serious illness.
2. Tune Spooky2 Scalar before each treatment. The tuning point may vary each day according to changes in temperature, humidity, and the layout of the machine.
3. Place Scalar Harmony on the receiver coil. Turn the test switch on to confirm audio is being broadcast. You can leave the switch on during use if you wish.
4. Scalar Harmony is pure analog and more advanced than Rife Scalar mode. It is better to use Scalar Harmony without Rife Scalar.

5. People with pacemakers, pregnant women or infants should not use Spooky2 Scalar.
6. Overnight treatment with Scalar Harmony is perfectly safe. You do not get "Frequency Fatigue" from overexposure to scalar fields or Harmony frequencies. Your body takes what it needs.

How to Use Spooky2 Scalar Harmony

Music/Audio Selection

Spooky2 Scalar Harmony is compatible with most types of music and audio. Here, we list some examples of audios that you can play via Scalar Harmony and their possible benefits.

Mindful Audio

Our Mindful Audio accessory has a collection of carefully-selected sacred and healing audio tracks. Mindful Audio can be connected directly to Scalar Harmony, providing cellular healing to your whole body.

Instrumental music: When playing instrumental music, every cell in your body receives harmonious tones. It is very beneficial to reduce stress, which is a precursor to many diseases. Instrumental music can also boost concentration during work and play.

Solfeggio Frequencies:

Solfeggio frequencies are sound frequencies which have been used for centuries. They comprise the ancient 6-tone scale used for sacred music and are similar to the beautiful and soothing chants. You can either play the solfeggio sequentially, i.e., 423Hz, 528Hz, or play solfeggio frequency-based instrumental music. Both methods

are ideal for full-body cleansing, cell regeneration, Golden Chakra healing, sleep meditation, and more.

Rife healing programs:

The main purpose of Rife frequency healing is to stimulate human brainwaves or cells to improve body and mind health. Spooky2 has the world's largest frequency database that includes many powerful and beneficial frequency sets and programs. You can browse these frequency programs from the Frequency Heals website (<https://www.frequencyheals.com/>) and play them via Scalar Harmony to help yourself, your family members, and pets.


Hardware connection

1. Place the transmitter and receiver on either side of a chair or bed. Try to keep them as far apart as possible.
2. Connect the 12V power adapter to the Transmitter power port.
3. Plug the link cable into the transmitter and receiver link connectors. Try to keep the link cable away from metallic objects.
4. Turn on and tune the transmitter.




NOTE: New versions of Spooky2 Scalar are already prepared for Scalar Harmony. If you purchased Spooky2 Scalar after 23rd February 2022, you can jump straight to Step 9. If you purchased Spooky2 Scalar before this date, you can perform the next simple steps to upgrade Spooky2 Scalar yourself.


5. When using Scalar Harmony for the first time, please place it at the correct location shown on the receiver plate. Use the locating button and the button template provided to assist you.



6. Place the button template on the receiver plate so the switch button fits neatly inside the hole of the template. Ensure the other hole is right on top of the small white circle on the receiver plate as shown below.



7. On every locating button, there is a double-sided sticker. Peel off the white coat of the sticker. Carefully place and stick the locating button inside the other hole of the button template. The sticker is difficult to remove once it sticks to the receiver plate, so be sure to stick it on the correct spot.



8. Once the locating button is firmly attached to the receiver plate, remove the button template.

9. Place Spooky2 Scalar Harmony on the receiver coil. The locating button should fit snugly into the small hole on the underside of the handle.




10. Plug the audio input into the audio input port. Plug the other end of the cable into the headphone output of your audio device.



17

11. Scalar Harmony will now broadcast healing audio, music or tones from your audio device directly through the scalar field.

12. Adjust the volume of Scalar Harmony by adjusting the volume of the audio player. Ensure the audio player is not on mute. It is best to keep the audio player and cables away from the Spooky2 Scalar unit during use.



18

Built-in Molecular Scalar

Molecular Scalar can further enhance the scalar signal by placing a substance on the input coil. The molecules within the sample will change the signal between the lids. You get the curative effect of the chemical. The substance can be essential oils or drugs. For instance, you can place peppermint oil on the receiver coil, and you will receive the benefits that peppermint oil provides.

Scalar Harmony has the molecular modulation built in the handle. You can place a glass containing a few drops of essential oil on the place shown below.

Now, connect your Scalar Harmony to an audio source and receive healing energy from both the music and your essential oil.



Specifications

Net Weight: 280g

Audio Input Port: 3.5mm audio input

Audio Multiple-input Cable Length: 1.5 meters

Material: ABS (main unit)

Color: Black

Legal Notice and Disclaimer

Scalar Harmony is intended for using as an experimental electronic device only. It is not intended for the diagnosis, prevention, cure, treatment, or mitigation of any disease or illness in human beings.

People and/or entities involved in the development, manufacture and/or marketing of Spooky/Spooky2 equipment (hereafter referred to as “we” or “us”) make no medical claims for Spooky2 Scalar accessories, and/or Spooky2 frequency generation system. If you have a problem with your health, please consult a licensed health-care professional.

Please note that we are not responsible whatsoever for the use, abuse, or misuse, intentionally or unintentionally, of the Spooky2 Scalar and/or Spooky2 frequency generation system or any of its component parts due to any circumstances beyond our reasonable control. In any case, we shall have no other liability.

By using the Spooky2 Scalar and/or Spooky2 frequency generation system, you, the user, understand and accept that you have no expectation of curing any ailment.

You also understand that possible negative

physical and/or mental effects, unknown to us, might result from the use of the Spooky2 Scalar and/or Spooky2 frequency generation system. Moreover, you intend to undertake only responsible experimentation, and you voluntarily accept all responsibility for the use and application of Spooky2 Scalar and associated accessories.

Furthermore, you agree that you will not hold us responsible for any consequences, whether harmful or otherwise, that may occur as a result of using the Spooky2 Scalar and /or Spooky2 frequency generation system.